

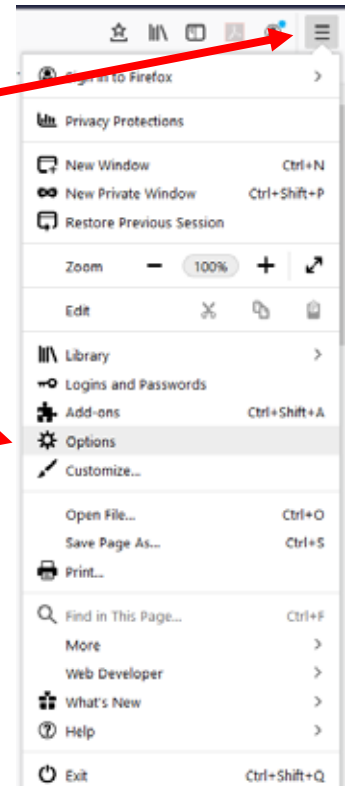
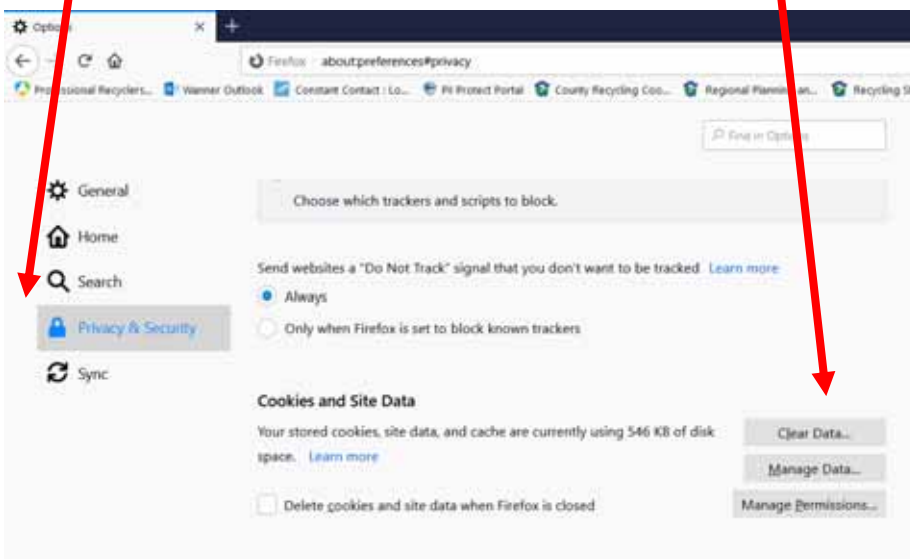
## Please read the following important information before starting the course!

Prior to starting the course, it is best if you clear your browsers cache, (**This is optional, not required**). Clearing the cache will eliminate stored information such as images and snippets of code that your browser stores and recognizes from websites you have previously visited, this helps the webpages load faster, it may also clear stored logins and passwords for websites you have previously visited.

How to clear your cache:

- **Mozilla Firefox:**

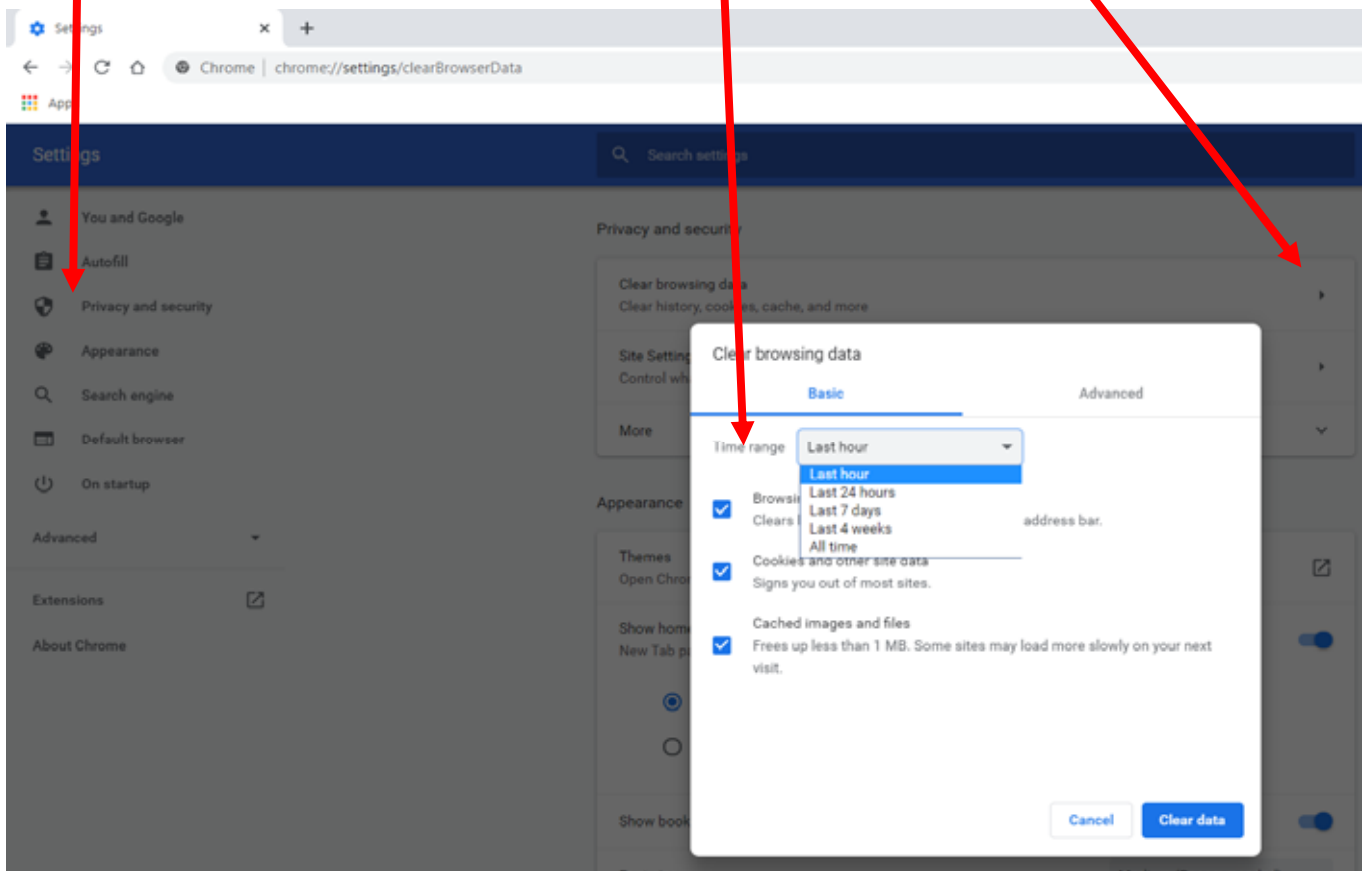
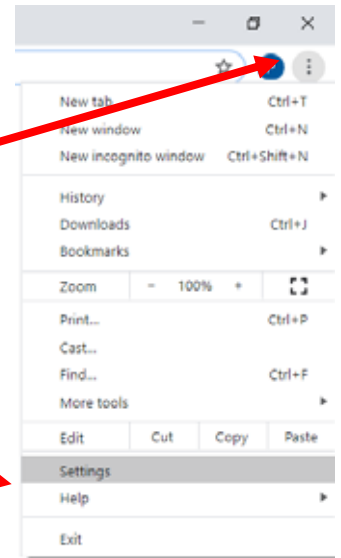
1. Open Firefox, click on the three lines in the upper corner of the browser
2. Click on Options
3. Click on Privacy & Security
4. Scroll down to Cookies & Site Data
5. Clear Data
6. Close your browser then reopen it



## How to clear your cache:

- **Google Chrome:**

1. Open Chrome, click on the three dots in the upper corner of the browser
2. Click on Settings
3. Click on Privacy and Security
4. Click on Clear browsing data
5. Choose the time range to clear your data
6. Close and restart your browser



## How to clear your cache:

- **Microsoft Edge:**

1. Open Edge, click on the three dots in the upper corner of the browser
2. Click on Settings
3. Click on Privacy & Security
4. Click on Choose what to clear
5. Check what to clear and push the clear button

